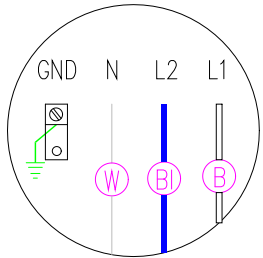
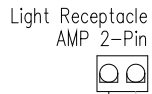


LEGEND	
	- 1/4" QUICK CONNECT
	- 1/4" QUICK CONNECT PIGGYBACK
	- FORK CONNECTOR
	- RING CONNECTOR
	- SOCKET CONNECTOR
	- PIN CONNECTOR



SEE NOTE

#1



PUMP 1 FUSE

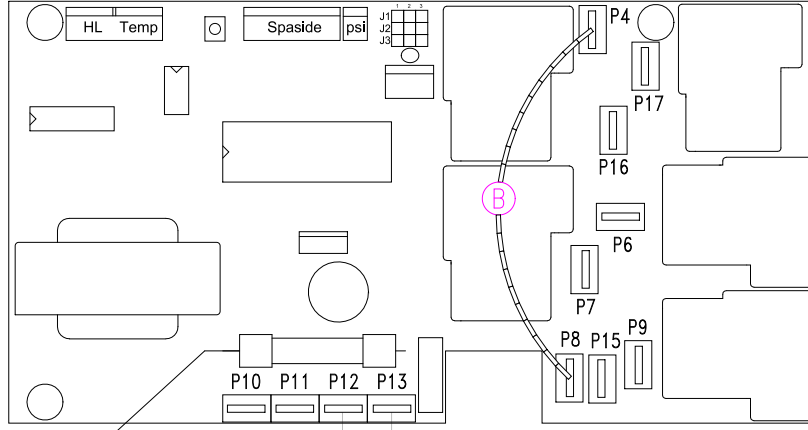
VISUAL DIAGNOSTIC INDICATORS



SYSTEM FUSE

120V/240V Red 2-pin Plug

33-0014A-R8



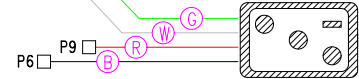
120V

240V

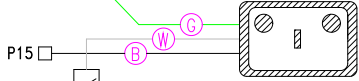
RELAY DPST, 120V

Secure with Wire Ties  
26-0071 - 5.5kW Heater

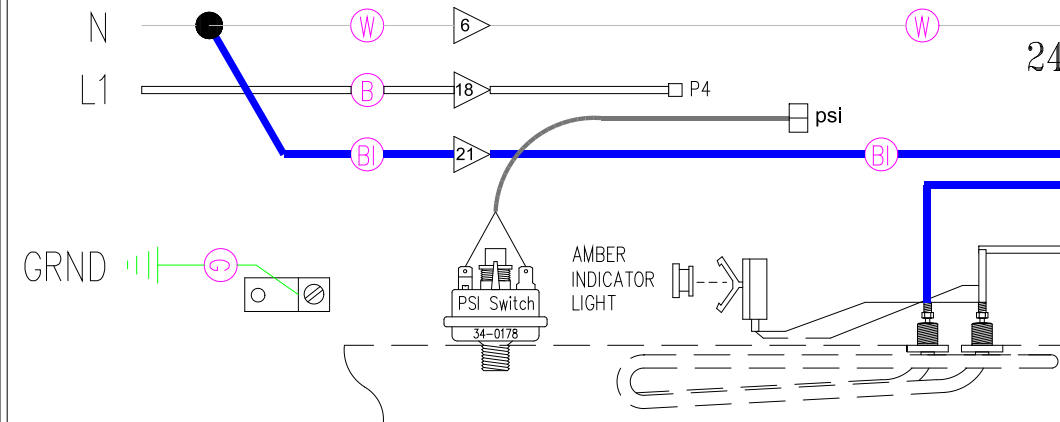
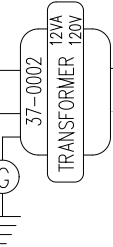
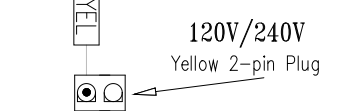
Pump 1 (RED Receptacle)



Ozone (YELLOW Receptacle)



120V/240V Yellow 2-pin Plug



HYDRO-QUIP  
CORONA, CA (951) 273-7575

Approved By: \_\_\_\_\_ Dwg. No. E100AJ-DEKQY

Drawn GC Rev 17  
Date 12.20.06

Wire Color Code	
B - Black	G - Green
Br - Brown	Bl - Blue
R - Red	V - Violet
O - Orange	W - White
Y - Yellow	Gr - Gray

Manufacture Notes:

- #1 - For 240V operation, Line 2 & Neutral wires must be separated.
- #2 - For 240V operation of Pump or Ozone, remove 2-pin plug from 120V connector and reconnect to 240V connection.

Diagram No. 6007